

# EV03 MOSAIC

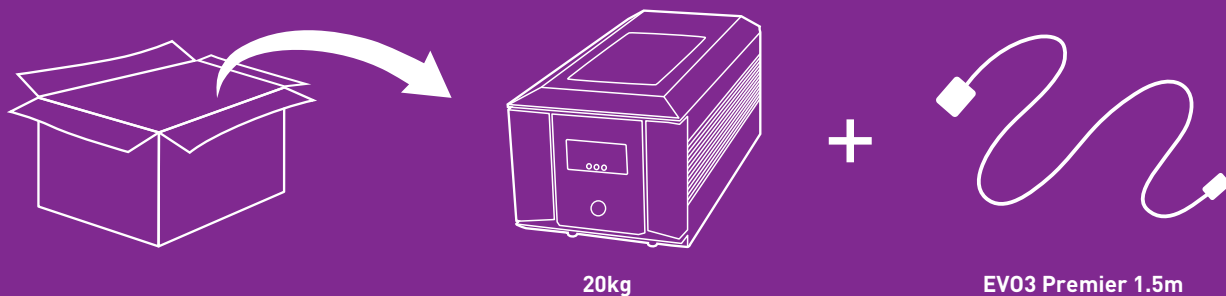
INSTALLATION INSTRUCTIONS

DIGITAL  
CINEMA

AVAILABLE AT  
DIGITAL CINEMA

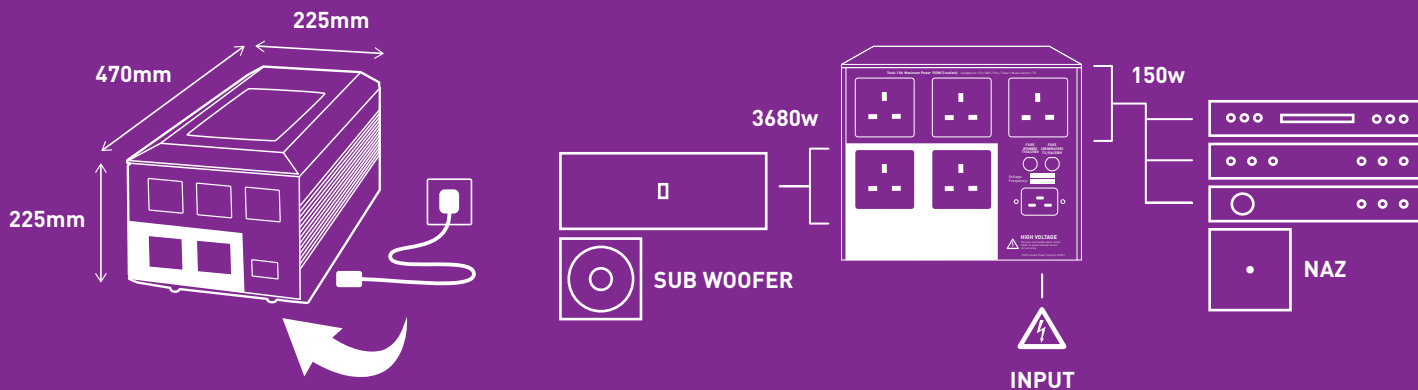
## 1 UNPACK

DEBALLAGE / AUFPACKEN / DESEMBALAR / 打开包装 / РАСПАКОВКА



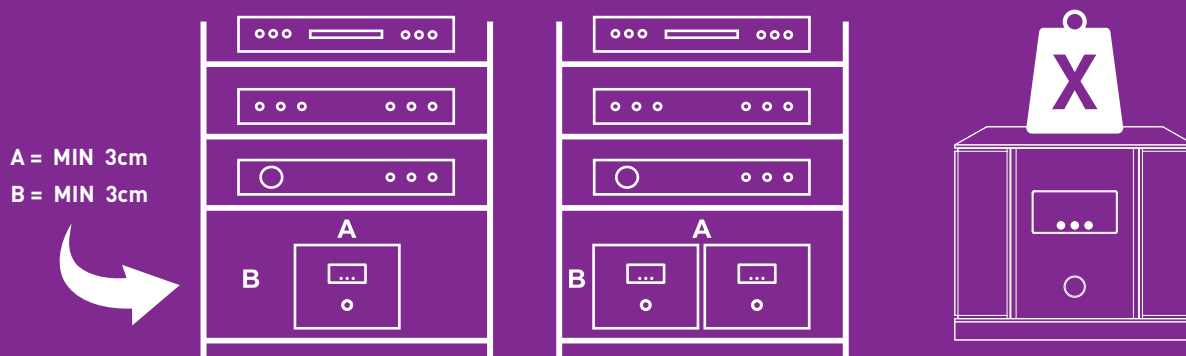
## 2 PLUG IN

BRANCHEMENT SECTEUR / EINSTECKEN / CONECTAR / 打开包装 / ПОДКЛЮЧЕНИЕ К СЕТИ



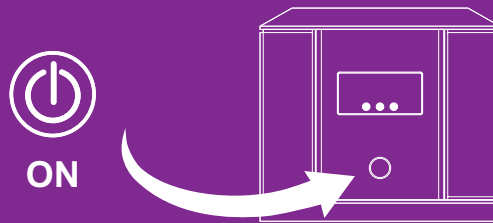
## 3 PLACEMENT

PLACEMENT / POSITIONIEREN / UBICACIÓN / 安全置放 / УСТАНОВКА



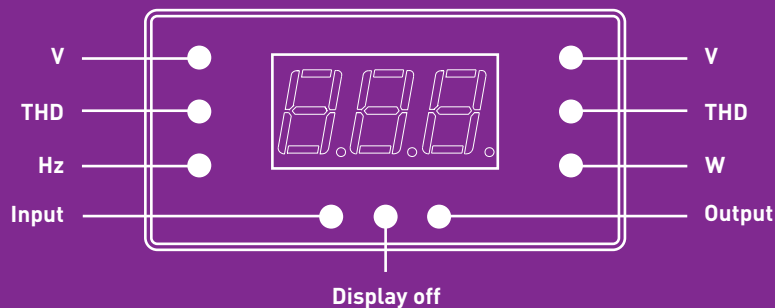
## 4 TURN ON

MISE EN ROUTE / ANSCHALTEN / ENCENDER / 启动电源 / ВКЛЮЧЕНИЕ



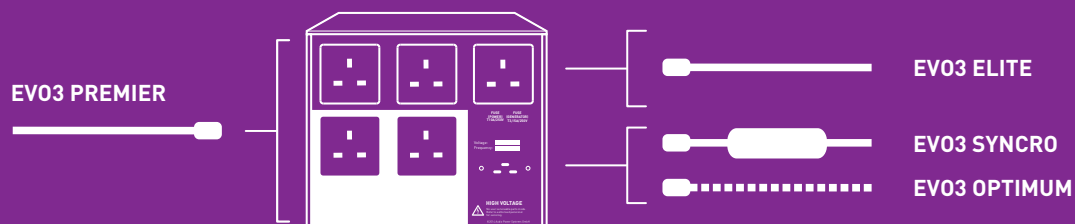
## 5 CONTROLS

PILOTAGE DES FONCTIONNALITES / KONTROLL-KNOPF / CONTROLES / 调机 / УПРАВЛЕНИЕ



## 6 UPGRADE

MISE A JOUR / UPGRADE / ACTUALIZAR / 修正微调 / ОБНОВЛЕНИЕ



## 7 REGISTER: EXTEND YOUR WARRANTY FOR FREE

PROLONGEZ LA GARANTIE GRATUITEMENT  
KOSTENLOSE GARANTIEVERLAENGERUNG UNTER  
REGISTRO: PROLONGUE LA GARANTÍA GRATIS

РЕГИСТРАЦИЯ: РАСШИРЯЕТ БЕСПЛАТНУЮ ГАРАНТИЮ  
注册会员: 可延长质保, 享受更多增值服务

[WWW.ISOTEKSYSTEMS.COM/REGISTER](http://WWW.ISOTEKSYSTEMS.COM/REGISTER)