

DIGITAL
CINEMA

AVAILABLE AT
DIGITAL CINEMA

Installation and manual of frame screen/curve frame screen



[Attention] Please read this manual before installing and using the projection screen, and retain this manual for future reference.

Introduction

Frame screen series



More smooth, more delicate, clearer

Screen fabric is optional

- + Micropore acoustic transparent screen
- + 4K woven acoustic transparent screen
- + Woven acoustic transparent screen
- + 1.1 Gain white flexible screen
- + Matellic acoustic transparent screen
- + Matellic flexible screen
- + HD grey flexible screen
- + Matellic hard screen
- + Rear hard screen

Exquisite manufacturing process + delicate appearance
Spend all our efforts, create exquisite products!

This frame screen adopts aluminum alloy frame. The four angles are connected with the way of 45° splicing, thus it is tight. With ultra velvet surface, the aluminum alloy frame can prevent reflection caused by projection. Populated precision spring device adjusts the tension of screen surface from all angles. If there is shrinking because of temperature and humidity, the device can stretch the screen to avoid ripples. The smoothness is very advantageous. The screen is easy to install so you can install it by yourself. What's more, the screen position can be adjusted in the transverse direction after installation.

Introduction

Curve frame screen series



More comfortable, More stereo, More shocking effect

Screen fabric is optional

- + Micropore acoustic transparent screen
- + 4K woven acoustic transparent screen
- + Woven acoustic transparent screen
- + 1.1 Gain white flexible screen
- + Matellic acoustic transparent screen
- + Matellic flexible screen
- + HD grey flexible screen
- + Matellic hard screen

Advantages of XY curve frame screen

First, the curved shape looks more beautiful, in line with the modern aesthetics.

Second, the curved structure can obtain larger display area in a limited space. For example, a place with 3 meters in width can only hold a 128-inch flat frame screen, but it can hold a 130 inches curved frame screen.

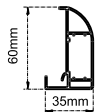
Third, viewing angle is wider. Curved design brings the same visual enjoyment whether it is the edge or center of the screen.

Fourth, it brings more realistic stunning scene feeling. Its surface facing the audience is curved, as if people are surrounded by the projected image like curved IMAX screen. 3D display is immersive.

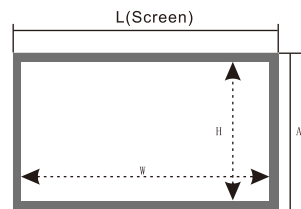
Fifth, human visual experience is more comfortable. Curved screen meets the spherical characteristics of human eye, enabling the distance from the eye to every point on the screen is the same, eliminating visual distortion when looking at the edge of the screen, to create the most natural and comfortable feeling.

Introduction

Fixed frame screen 60B parameter



60B Frame sketch drawing

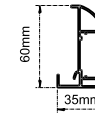


Screen plan sketch

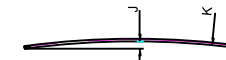
60B Fixed frame screen										
Ratio	Size	Projection area		Frame size		Packing size L(mm)*W(mm)*H(mm)	Frame	Weight(kg)		
		W(mm)	H(mm)	Frame length (L size)	Frame height (A size)			G.W.	N.W.	
16:9	80"	1771	996	1891	1116	1985*214*87	6CM	8.3	5.4	
	90"	1992	1120	2112	1240	2206*214*87	6CM	9.4	6.1	
	100"	2213	1245	2333	1365	2427*214*87	6CM	10.4	6.9	
	110"	2435	1369	2555	1489	2649*214*87	6CM	11.5	7.6	
	120"	2656	1494	2776	1614	2870*214*87	6CM	12.6	8.4	
	130"	2877	1618	2997	1738	3091*214*87	6CM	15.8	9.9	
	135"	2988	1681	3108	1801	3292*300*126	6CM	16.4	10.4	
	140"	3099	1743	3219	1863	3403*300*126	6CM	17.1	10.8	
	150"	3320	1867	3440	1987	3624*300*126	6CM	18.4	11.7	
	160"	3542	1992	3662	2112	3846*300*126	6CM	20.6	13.4	
4:3	170"	3763	2116	3883	2236	4067*300*126	6CM	22	14.4	
	180"	3984	2241	4104	2361	4288*300*126	6CM	23.5	15.5	
	100"	2032	1524	2152	1644	2246*214*87	6CM	10.5	7.2	
2.35:1	120"	2438	1828	2558	1948	2652*214*87	6CM	12.7	8.8	
	150"	3048	2286	3168	2406	3352*300*126	6CM	18.9	12.4	
	120"	2804	1193	2924	1313	3018*214*87	6CM	14	8.5	
2.35:1	135"	3155	1342	3275	1462	3459*300*126	6CM	15.8	9.6	
	150"	3505	1491	3625	1611	3809*300*126	6CM	18.4	11.5	

Introduction

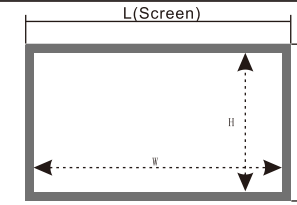
Curve frame screen 60B parameter



60B Frame sketch drawing



Planform



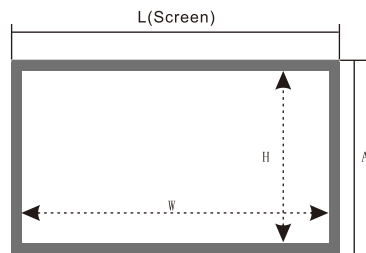
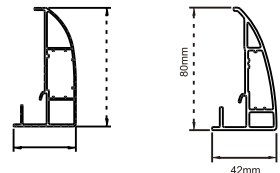
Screen plan sketch

60B Curve frame screen											
Ratio	Size	Projection area		Frame size(chord length)(mm)		Frame chord length (mm)	Chord radius (m)	Camber height (mm)	Frame	Weight(kg)	
		W(mm)	H(mm)	Frame length(L)	Frame height(A)					G.W.	N.W.
16:9	80"	1771	996	1890	1116	1891	12.9	34	6CM	8.3	5.4
	90"	1992	1120	2111	1240	2112	12.9	43	6CM	9.4	6.1
	100"	2213	1245	2332	1365	2333	12.9	52	6CM	10.4	6.9
	110"	2435	1369	2553	1489	2555	12.9	63	6CM	11.5	7.6
	120"	2656	1494	2773	1614	2776	12.9	74	6CM	12.6	8.4
	135"	2988	1681	3103	1801	3108	12.9	93	6CM	16.4	10.4
	150"	3320	1867	3433	1987	3440	12.9	114	6CM	18.4	11.7
	170"	3763	2116	3871	2236	3883	12.9	145	6CM	22	14.4
	180"	3984	2241	4090	2361	4104	12.9	162	6CM	23.5	15.5
	4:3	120"	2438	1828	2552	1948	2558	12.9	63	6CM	12.7
150"		3048	2286	3163	2406	3168	12.9	95	6CM	18.9	12.4
2.35:1	120"	2804	1193	2920	1313	2924	12.9	82	6CM	14	8.5
	135"	3155	1342	3269	1462	3275	12.9	103	6CM	15.8	9.6
	150"	3505	1491	3616	1611	3625	12.9	127	6CM	18.4	11.5

Introduction

Fixed frame screen 80B/80C parameter

80B/80C Frame sketch drawing

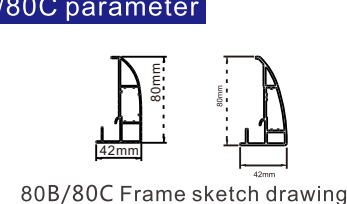


Screen plan sketch

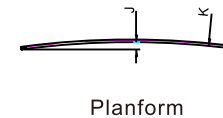
80B/80C Fixed frame screen									
Ratio	Size	Projection area		Frame size		Packing size	Frame (mm)	Weight(kg)	
		W(mm)*H(mm)		Frame length (L size)	Frame height (A size)	L(mm)*W(mm)*H(mm)		G.W.	N.W.
16:9	80"	1771	996	1931	1156	2115*300*126	80	15.3	11.1
	90"	1992	1120	2152	1280	2336*300*126	80	16.8	12.3
	100"	2213	1245	2373	1405	2557*300*126	80	18.4	13.5
	110"	2435	1369	2595	1529	2779*300*126	80	20	14.8
	120"	2656	1494	2816	1654	3000*300*126	80	21.7	16.1
	130"	2877	1618	3037	1778	3221*300*126	80	23.3	17.3
	135"	2988	1681	3148	1841	3332*300*126	80	24.2	18
	140"	3099	1743	3259	1903	3443*300*126	80	25	18.7
	150"	3320	1867	3480	2027	3664*300*126	80	26.7	20
	160"	3542	1992	3702	2152	3886*300*126	80	28.5	21.3
4:3	100"	2032	1524	2192	1684	2376*300*126	80	19.9	14.2
	120"	2438	1828	2598	1988	2782*300*126	80	23.4	16.9
	150"	3048	2286	3208	2446	3392*300*126	80	29	21.1
	180"	3657	2743	3817	2903	4001*300*126	80	34.8	25.5
	200"	4064	3048	4224	3208	3392*211*223	80	38.8	28.5
2.35:1	120"	2804	1193	2964	1353	3148*300*126	80	20.2	15.1
	135"	3155	1342	3315	1502	3499*300*126	80	22.5	16.9
	150"	3505	1491	3665	1651	3849*300*126	80	25	18.7
	180"	4206	1790	4366	1950	2366*211*223	80	29.8	22.5
	200"	4674	1989	4834	2149	2600*211*223	80	33.2	25.1

Introduction

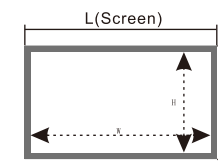
Curve frame screen 80B/80C parameter



80B/80C Frame sketch drawing



Planform

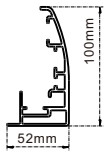


Screen plan sketch

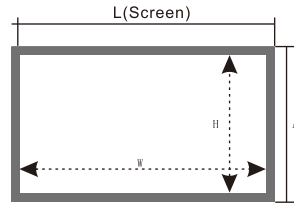
80B/80C Curve frame screen												
Ratio	Size	Projection area		Frame size (chord length)		Frame chord length	Chord radius	Camber height	Packing size	Frame	Weight(kg)	
		W(mm)*H(mm)		Frame length:L	Frame height:A	(mm)	m	(mm)	L(mm)*W(mm)*H(mm)		G.W.	N.W.
16:9	80"	1771	996	1931	1156	1931	12.9	36	2130*300*126	80	16.4	11.1
	90"	1992	1120	2152	1280	2152	12.9	45	2390*300*126	80	17.9	12.3
	100"	2213	1245	2372	1405	2373	12.9	54	2575*300*126	80	19.4	13.6
	110"	2435	1369	2593	1529	2595	12.9	65	2800*300*126	80	20.9	14.8
	120"	2656	1494	2813	1654	2816	12.9	76	3020*300*126	80	22.5	16.1
	135"	2988	1681	3144	1841	3148	12.9	95	3310*300*126	80	24.9	18
	150"	3320	1867	3473	2027	3480	12.9	117	3680*300*126	80	27.4	20
	160"	3542	1992	3693	2152	3702	12.9	132	3680*300*126	80	29.1	21.3
	170"	3763	2116	3912	2276	3923	12.9	148	2640*211*223	80	30.8	22.7
	180"	3984	2241	4131	2401	4144	12.9	165	2640*211*223	80	32.5	24.1
4:3	200"	4427	2490	4568	2650	4587	12.9	202	2890*211*223	80	36.1	26.9
	120"	2438	1828	2596	1988	2598	12.9	65	2800*300*126	80	24.1	16.9
	150"	3048	2286	3203	2446	3208	12.9	99	3410*300*126	80	29.4	21.1
	160"	3251	2438	3405	2598	3411	12.9	112	3605*300*126	80	31.2	22.5
	170"	3454	2590	3606	2750	3614	12.9	126	2950*211*223	80	33.2	24
2.35:1	180"	3657	2743	3807	2903	3817	12.9	140	2940*211*223	80	35	25.5
	200"	4064	3048	4210	3208	4224	12.9	172	3250*211*223	80	38.9	28.5
	120"	2804	1193	2961	1353	2964	12.9	85	3160*300*126	80	20.9	15.1
	135"	3155	1342	3310	1502	3315	12.9	106	3520*300*126	80	23.1	16.9
	150"	3505	1491	3657	1651	3665	12.9	129	3870*300*126	80	25.5	18.7
	180"	3984	2241	4350	2401	4366	12.9	183	2305*211*223	80	30.1	22.5
	200"	4674	1989	4811	2149	1834	12.9	220	2535*211*223	80	33.3	25.1

Introduction

Fixed frame screen 100B parameter



100B Frame sketch drawing

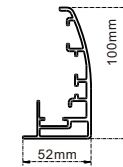


Screen plan sketch

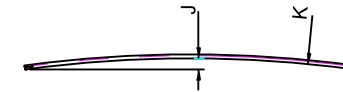
100B Fixed frame screen									
Ratio	Size	Projection area		Frame size		Packing size L(mm)*W(mm)*H(mm)	Frame (mm)	Weight(kg)	
		W(mm)*H(mm)	Frame length (L size)	Frame height (A size)	G.W.			N.W.	
16 : 9	160"	3542	1992	3742	2192	3928*342*148	100	39.6	31.3
	170"	3763	2116	3963	2316	2500*240*264	100	41.9	33.1
	180"	3984	2241	4184	2441	2625*240*264	100	44.3	35.1
	200"	4427	2490	4627	2690	2874*240*264	100	49.1	39
	220"	4870	2739	5070	2939	3123*240*264	100	54	43
	250"	5534	3113	5734	3313	3407*240*264	100	61.4	49.1
	300"	6641	3735	6841	3935	4119*240*264	100	78.4	64
4 : 3	180"	3657	2743	3857	2943	2940*240*264	100	48	37.2
	200"	4064	3048	4264	3248	3250*240*264	100	53.2	41.4
	250"	5080	3810	5280	4010	4210*240*264	100	66.9	52.3
	300"	6096	4572	6296	4772	4870*240*264	100	81.1	63.7
2.35 : 1	150"	3505	1491	3705	1691	3889*342*148	100	34.7	27.5
	180"	4206	1790	4406	1990	2386*240*264	100	41.1	32.7
	200"	4674	1989	4874	2189	2620*240*264	100	45.6	36.3
	250"	5842	2486	6042	2686	3204*240*264	100	56.8	45.6
	300"	7011	2983	7211	3183	3788*240*264	100	72.1	58.7

Introduction

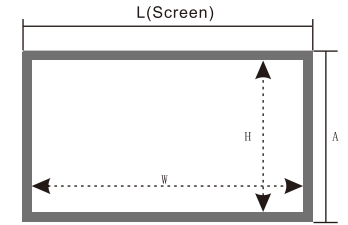
Curve frame screen 100B parameter



100B Frame sketch drawing



Planform



Screen plan sketch

100B Curve frame screen											
Ratio	Size	Projection area		Frame size (chord length)(mm)		Frame chord length (mm)	Chord radius (m)	Camber height (mm)	Frame	Weight(kg)	
		W(mm)*H(mm)	Frame length(L)	Frame height(A)	G.W.					N.W.	
16 : 9	160"	3542	1992	3737	2192	3742	12.9	135	100	39.6	31.3
	170"	3763	2116	3956	2316	3963	12.9	151	100	41.9	33.1
	180"	3984	2241	4175	2441	4184	12.9	169	100	44.3	35.1
	200"	4427	2490	4612	2690	4627	12.9	206	100	49.1	39
	220"	4870	2739	5048	2939	5070	12.9	206	100	54	43
	250"	5534	3113	5699	3313	5734	12.9	316	100	61.4	49.1
	300"	6641	3735	6776	3935	6841	12.9	449	100	78.4	64
4 : 3	180"	3657	2743	3841	2943	3857	12.9	143	100	48	37.2
	200"	4064	3048	4254	3248	4264	12.9	175	100	53.2	41.4
	250"	5080	3810	5255	4010	5280	12.9	268	100	66.9	52.3
	300"	6096	4572	6247	4772	6296	12.9	381	100	81.1	63.7
2.35 : 1	150"	3505	1491	3700	1691	3705	12.9	132	100	34.7	27.5
	180"	4206	1790	4394	1990	4406	12.9	187	100	41.1	32.7
	200"	4674	1989	4856	2189	4874	12.9	229	100	45.6	36.3
	250"	5842	2486	6000	2686	6042	12.9	351	100	56.8	45.6
	300"	7011	2983	7133	3183	7211	12.9	499	100	72.1	58.7